

# GOODLIFE<sup>®</sup>

Best Quality, Excellent Services

## Bakery Machines

AN ISO 9001 : 2015 CERTIFIED COMPANY

Over  
**3000+**  
Satisfied  
Indian &  
International  
Customers



MULTI CAKE DEPOSITOR



PLANETARY MIXER



HANDMADE COOKIES EXTRUDER CUTTER & PANNER



ALL IN ONE DEPOSITOR



DOUBLE HOPPER  
DONUT CAKE DEPOSITOR



HIGH SPEED DOUBLE SERVO  
ADVANCED MODEL COOKIES MACHINE

## WHY CHOOSE GOODLIFE

• High Reliability • Easy to Operate • Easy Maintainance • Compact & Fast





Best Quality, Excellent Services



**MR. RAVI VERMA**

DIRECTOR

*We are a bakery solution provider & we Truly mean it!*

*We put our best efforts to help our Customers to find solutions for their bakery requirements. Our Policy is to give Quality products with Clarity & Honesty*

- DIRECTOR DESK



## ABOUT US

Established in 2007, WE GOODLIFE TECHNOLOGIES PVT. LTD. are specialist in manufacturing bakery equipments as Cookie drop machines, Cookies wirecut machine, Planetary Mixers, Cake Depositors, Centerfilling injectors & Handmade cookies extruders. We have our own wholesale bakery (Kidys food products pvt. ltd.) where we test and use our machines. We constantly upgrade our machines. We provide training and full support to our customers. Our policy is to give Quality products with full Clarity & Honesty to our customers. Our mission is to make bakers happy by reducing their manual work and providing them innovative solutions.

**We have over 3000+ Satisfied Indians & International Customers.**







## MINI MAGIC COMPACT FULL FUNCTION COOKIES & CAKE MACHINE

### AVAILABLE IN THREE PHASE AND SINGLE PHASE

No. of Cookies Per Row	Tray Width Required	Max. Production Capacity Per Hour	Weight of Machine	Dimension of Machine (LxWxH)	POWER LOAD KW
5	12" / 300mm	100 kg	550 kg	800 x 900 x 1250	2 KW
6	16" / 400mm	120 kg	600 kg	800 x 1050 x 1650	2.25 KW
7	18" / 450mm	140 kg	650 kg	800 x 1050 x 1650	2.25 KW

### TECHNICAL FEATURES:

- Adjustable speed and time of depositing rollers.
- Adjustable speed of rotation of nozzles.
- Automatic advancement of tray.
- Mechanism of servo motor with heavy duty gear boxes.
- Double sensor system of zero nozzles breakage.
- Computerized height adjustable conveyor belt.
- Complete sets of nozzles, free of cost.
- Single person operation mode or continuous cycle mode.
- Anti slip conveyor belt in order to ensure the precise position of cookies on the tray.
- Adjustments for number of biscuits to be deposited in per tray.
- Heavy duty motors and electronics circuits designed to tolerate varying power supply conditions.





Best Quality, Excellent Services



## HIGH SPEED DOUBLE SERVO ADVANCED COOKIES & CAKE MACHINE

### TECHNICAL FEATURES:


- Adjustable speed and time of depositing rollers.
- Adjustable speed of rotation of nozzles.
- Automatic advancement of tray.
- Mechanism of servo motor with heavy duty gear boxes.
- Double sensor system of zero nozzles breakage.
- Computerized height adjustable conveyor belt.
- Complete sets of nozzles, free of cost.
- Single person operation mode or continuous cycle mode.
- Anti slip conveyor belt in order to ensure the precise position of cookies on the tray.
- Adjustments for number of biscuits to be deposited in per tray.
- Heavy duty motors and electronics circuits designed to tolerate varying power supply conditions.



### AVAILABLE IN THREE PHASE AND SINGLE PHASE

No. of Cookies Per Row	Tray Width Required	Max. Production Capacity Per Hour	Weight of Machine	Dimension of Machine (LxWxH)	POWER LOAD KW
6	16" / 400mm	150 kg	650 kg	800 x 1050 x 1650	2.5 KW
7	18" / 450mm	175 kg	700 kg	800 x 1050 x 1650	2.5 KW
8	20" / 500mm	200 kg	700 kg	800 x 1050 x 1650	3 KW
9	24" / 600mm	225 kg	850 kg	800 x 1200 x 1650	3.5 KW
10	27" / 680mm	250 kg	850 kg	800 x 1200 x 1650	3.5 KW
12	32" / 800mm	300 kg	1200 kg	800 x 1450 x 1650	4.5 KW






GWC-1



Square 32 mm

GWC-10



Round 32 mm

GWC-8



GL-1



GL-2



GL-3



GL-4



GL-5



GL-6



GL-7



GL-8



GL-9



GL-10



GL-11



GL-12



GL-13



GL-14



GL-15



GL-16



GL-17



GL-18



GL-19



GL-20



GL-21



GL-22



GL-23



GL-24



GL-25



GL-26



GL-27



GL-28



GL-29



GL-30



GL-31

## Mini Nozzle



## Special Wire Cut Dies



Export Atta

GWC-5



Nice

GWC-4




Flower with Pin

GWC-6



Round 40 mm

GWC-9




Flower

GWC-12



Kaju

GWC-13



Double Atta

GWC-2



Heart

GWC-3



Khajoor

GWC-7



Pretzel

GWC-11



Shahi Atta

GWC-14



Double Heart

GWC-15





Best Quality, Excellent Services


## MACHINE FUNCTION & COOKIES DESIGN



**WIRE CUT**



**STATIONERY DROP**



**ROTARY DROP**



**LONG DROP &  
ROTARY LONG DROP**











Best Quality, Excellent Services


**(E.C.P.)**

## **HANDMADE COOKIES EXTRUDER CUTTER PANNER - DOUBLE LINE**

Multipurpose Cookies Extruder with Panning Machine to Manufacture

1. Table Rolled Cookies (Fruit Biscuit etc.)
2. Danda Biscuit (Ice Box Cookies)

- The machine is fitted with top quality electrical motors and gear boxes.
- The machine is fitted with Allen Bready PLC and Proface full touch screen display controller.
- There are three cutters fitted to portion the dough.
- The machine is fitted with an additional hopper to deposits Jeera/ Ajwain/ Dry-fruits on top of the cookies.
- The machine is also fitted with pressing rollers to simply press or make design on top.
- The machine is also fitted with Liquid / Milk applicator on top of the cookies.
- The machine can handle any kind of dough with lots of fruits and dry fruit tit-bits, with water or without water.
- Fully Computerized Automatic Panning machine, Tray length can be variable.
- The machine works with accuracy and perfection.



### **AVAILABLE IN THREE PHASE AND SINGLE PHASE**

Tray Width Required	Max. Production Capacity Per Hour	Weight of Machine	Dimension of Machine (LxWxH)	POWER LOAD KW
16"/18"/24"	150-200kg	700kg	4270 x 1500 x 800	4 KW





## DIES







Best Quality, Excellent Services

**All New/  
LATEST TECHNOLOGY**



## ALL IN ONE DEPOSITOR

ONE MACHINE ALL FUNCTIONS

COOKIES DROP MACHINE WITH JAM  
DEPOSITING CAKE DEPOSITING & INJECTION

### MACHINE CAPABILITIES:

- All kinds of Cookies
- Wire cut function for high-speed production of short Bread type cookies.
- Stationary drop function for designer cookies
- Rotary drop function for popular Indian chakree type Cookies
- Long rotary drop function for designer long cookies.
- Thick drop cookies.
- Hole in center of cookies for subsequent filling of Jam, Cream etc.
- Tip Control Mechanism.
- Assorted designs of cookies in a same tray with the same nozzle.
- Forward/Reverse rotary movement.
- Forward / Reverse table belt movement & single operator mode
- CUP CAKES & BAR CAKES.
- CREAM INJECTION INSIDE CUP CAKES AND BAR CAKES.
- TOP DEPOSITING OF CREAM / JAM/ GLAZE ON ANY KIND OF PRODUCT.



### AVAILABLE IN THREE PHASE AND SINGLE PHASE

No. of Cookies Per Row	Tray Width Required	Max. Production Capacity Per Hour	Weight of Machine	Dimension of Machine (LxWxH)	POWER LOAD KW
5	16" or 18"	150 KG	700 KG	1575 x 1575 x 1650	2.5 KW







160 L

140 L

80 L

45L

#### EXTRA ATTACHMENT



#### AVAILABLE IN THREE PHASE AND SINGLE PHASE

Model	G 45	G 80	G 140	G 160
Dry Flour Capacity	8 KG	15 KG	25 KG	30 KG
Total Dough Capacity	16 KG	30 KG	50 KG	60 KG
Dimension of machine (LxWxH) Size in mm	1050x 1050x1700	1100x1100x1800	1200x1200x1900	1200x1200x1900
Weight of Mixer	425 KG	550 KG	685 KG	715 KG
Power Load KW	2 KW	3 KW	4 KW	6 KW

## PLANETARY MIXER

#### TECHNICAL FEATURES:

- Special heavy duty automatic mixer with variable speed, sturdy body, imported heavy duty bonfiglioli gear box & standard motor with AC drives.
- There is no manual transmission of gear, it is all electronically controlled by the AC drives.
- The mixer is fitted with a scraper and the mixer doesn't need manual intermittent hand mixing.
- The mixer comes with 2 blades, one for cookies & one for cakes.
- The mixer has removable bowl with wheels.
- The bowl descends & sits on the floor, it can then be taken to the machine.
- Neither the blade, nor the scraper needs to be opened after mixing.
- Low maintenance & high productivity mixer for consistent batches.
- Special heavy duty all stainless steel movement system assisted with multiple bearings and injection hardened gears, enables trouble free long lasting performance.
- 1 Extra bowl to increase the productivity upto 150% the operator can take the first bowl to the machine and start mixing in the second bowl.





## MULTI CAKE DEPOSITOR

Specially designed Multi cake depositor in full stainless steel body & parts with leak proof hopper and Injection system design for mass production of muffins, bar cakes etc. The machine is available in 16"/18"/24" sizes with variable dropping points as per tray. Machine can perform the following functions:-

- The machine has moveable / adjustable nozzles to drop from one nozzle in one tray or from two / three nozzles in one mould. The nozzles can be moved / blocked as and when required.
- Depositing cup cake batter/ similar viscosity batter of any sort.
- The machine can perform repeatedly with accuracy.
- The weight of the cake can be 10 gm to 2 kg.
- The machine is also fitted with a PLC and touchscreen display from where the operator can feed the dosage & store them for future quick changeovers.
- The machine can also be customized as per the requirement.

### AVAILABLE IN THREE PHASE AND SINGLE PHASE

No. of Cakes / Row	Tray Width Required	Max. Production Capacity Per Hour	Weight of Machine	Dimension of Machine(LxWxH) (Size in mm)	Power Load KW
6	16" or 18"	150 kg	600 kg	800 x 850 x 1650	1.5 KW
8	24"	210 kg	850 kg	800 x 1200 x 1650	2 KW





## VERSATILE CAKE DEPOSITOR

Ultra smart versatile spot cake depositor which can be used for portioning all kind of cake batter. It comes with multiple table options, round conveyors or long conveyors.

- The machine can be used for sponge cakes, layer cakes, Plum cakes, Muffins etc. with lot of inclusions in the dough.
- The weight of the Cake can be between 20gm to 400 grams. For increased quantity multishots can be performed in a mould.
- The machine is also fitted with a PLC and computer from where the operator can feed the dosage & store them for future quick changeovers.
- The height of hopper is such that the batter travel is minimum and no aeration loss happens.
- The machine can either be fitted with a long conveyor or a round conveyor.
- The machine requires an air-compressor of 2hp / 6bar air pressure for operating the final value. (not included with machine).



### AVAILABLE IN THREE PHASE AND SINGLE PHASE

Max. Production Capacity Per Hour	Weight of Machine	Dimension of Depositor (LxWxH) (Size in mm)	Dimension of Conveyor (LxWxH) (Size in mm)	Power Load KW
100-200 Kg	350 Kg	1150 X 850 X 1500	1700 X 400 X 750	2 Kw



## DOUBLE HOPPER DONUT CAKE DEPOSITOR

- Specially designed double hopper depositor for two colour donuts.
- It is available in 24" or 27" tray width with 5 dropping points in complete stainless-steel body and parts.
- The machine has two hoppers dosing from where it is independently controlled by the help of computer.
- One hopper can be used for depositing Donut cake dough first colour and second hopper can be used for depositing the doughnut cake dough of second colour. Both the colours are deposited together in the tray.
- The machine is fitted with a PLC and touchscreen display from where the user can feed the dosage and store them for future quick changeovers.
- The machine can also be customised as per the requirement.

### AVAILABLE IN THREE PHASE AND SINGLE PHASE

NO. OF DONUT PER ROW	TRAY WIDTH REQUIRED	MAX. PRODUCTION CAPACITY	WEIGHT OF THE MACHINE	Dimension of Conveyor (LxWxH) (Size in mm)	Power Load KW
5	24"/ 27"	4500 pcs/hr	500KG	1400X850 X1600	3 Kw

## MACHINE'S CAPABILITY:



**DONUT CAKE**



**STAR CAKE**



**BEAR CAKE**




**HEART CAKE**



**MUFFIN**





### DONUT CAKE CENTER-FILLING INJECTOR

- Fully computerized donut cake centerfilling inject or with conveyor in complete stainless steel body and parts.
- The machine is available in 24" or 27" tray width with 5 dropping points.
- The Machine is fitted with a Panasonic servo motor and servo actuator. The machine can perform the following functions:
  - Injecting cream/ jam/ glaze in the donut (post baking).
  - The weight of the injection can be between 3 gm to 25 gm.
  - The machine injects accurately and repeatedly.
- The machine is fitted with a PLC and touchscreen display from where the user can feed the dosage and store them for future quick changeovers.
- The machine can also be customised as per the requirement.

#### AVAILABLE IN THREE PHASE AND SINGLE PHASE

NO. OF DONUT PER ROW	TRAY WIDTH REQUIRED	MAX. PRODUCTION CAPACITY	WEIGHT OF THE MACHINE	Dimension of Conveyor (LxWxH) (Size in mm)	Power Load KW
5	24"/ 27"	4500 pcs/hr	400 kg	1400X1000 X1500	2 Kw

### MACHINE'S CAPABILITY:



**DONUT CAKE**



**STAR CAKE**



**BEAR CAKE**



**HEART CAKE**



**CENTERFILLED MUFFIN**



Best Quality, Excellent Services



### CUP CAKE DEPOSITOR CUM CENTRE FILLING INJECTOR

Fully computerized Cake depositor with conveyor in completed stainless steel body & parts. Machine is fitted with Panasonic Servo Advance Motor. Machine can perform the following functions:-

- Depositing cup cake batter/ similar viscosity batter of any sort.
- The weight of the cake can be between 10gm to 100gms.
- The machine filled accurately repeatedly.
- The machine is also fitted with a PLC and touchscreen display from where the operator can feed the dosage & store them for future quick changeovers.
- The machine can also be customized as per the requirement.
- Injecting in cakes/ buns (post baking).
- Top depositing of cream / jam/ glaze on any kind of product.
- The weight of the Injection can be between 3gm to 25gms.
- The machine injects accurately repeatedly.

#### AVAILABLE IN THREE PHASE AND SINGLE PHASE

No. of Cakes / Row	Tray Width Required	Max. Production Capacity Per Hour	Weight of Machine	Dimension of Machine(LxWxH) (Size in mm)	Power Load KW
5	16" or 18"	6600 Pcs / Hr.	400 kg	1575 x 1375 x 1650	1.5 KW
7	24"	9200 Pcs / Hr.	500 kg	1575 x 1575 x 1650	2 KW







## DOUBLE HOPPER CENTER FILL INJECTOR CUM CAKE DEPOSITOR

- Specially designed double hopper injector cum depositor for multi functional activities.
- The machine has two hoppers which are independently controlled by computer.
- One Hopper can be used to depositing cake dough and second hopper can be used for injecting cream in baked cakes.
- Center filling injector filler will conveyor suitable for 16"/18"/ 24" Tray width and 5 & 7 dropping points in completed stainless steel body & parts.
- Double Color Cake Depositing
- Injecting in cakes/buns (post baking)
- The machine is also fitted with a PLC and touchscreen display from where the operator can feed the dosage & store them for future quick changeovers.

### AVAILABLE IN THREE PHASE AND SINGLE PHASE

No. of Cookies Per Row	Tray Width Required	Max. Production capacity per Hour	Weight of Machine	Dimension of Machine (LxWxH)	POWER LOAD KW
5	16" or 18"	13200 Pcs. Per Hour	400 KG	1575x1575x1650	2.5 KW
7	24"	18480 Pcs. Per Hour	500 KG	1575x1775x1650	3 KW





## AVAILABLE IN THREE PHASE AND SINGLE PHASE

Max. Production Capacity Per Hour	Weight of Machine	Dimension of Machine(LxWxH) (Size in mm)	Power Load KW
80 kg	80 kg	700 x 500 x 400	1.5 KW

## UNIVERSAL FILLER WITH SCRAPER & FEEDER

Versatile Mini Depositor for small bakeries for various depositing applications with handgun, spot deposit attachment and cream filling nozzles. The machine operates through a servo motor and lube pump and is controlled by a PLC (Computerized). Different programmes can be saved for different items through the touch-screen display. It is an easy to use, easy to clean mini depositor. The biggest advantage of the machine is accurate repeatability. The capacity of the machine depends upon the operator's practice. The machine can perform following functions:

- Cream roll filling
- Bun filling
- Sponge cake Depositing
- Cup Cake Depositing
- Bar cake/Round cake Depositing



## DOUGH SHEETER

Heavy duty dough sheeter with sturdy body and parts for sheeting of any type savory dough

- The dimension of the machine is 3300x1200x1200mm
- Roller width is 600mm. It can sheet upto 0.5mm thickness.
- The roller gap is 0.5mm to 34mm
- Power Load is 1 Hp/3Phase.







## TWIN COLOUR CENTER-FILLED COOKIES MACHINE

- The machine is specially designed to manufacture Dark Fantasy type Choco-filled cookies.
- The machine can also produce twin colour chocolate-filled cookies.
- The machine has two hoppers which can be used for two different colour doughs.
- The third hopper is for filling the liquids/semi liquids such as chocolate/jam/glaze/cream in the dough.
- Single colour Center-filled cookies can also be produced in the machine.
- The weight of the cookie including the Center-filling can range from 7 gm to 25 gm.
- Twin colour centerfilled cookies machine is suitable for 16"/18" tray width, made with full stainless steel and PLC Controls.
- It can also make waterless dough such as Naan Khatai.
- The machine has an automatic panning system and is easy to operate through an advanced proface touch screen display.
- The capacity of machine is 70 pcs per minute.

### AVAILABLE IN THREE PHASE AND SINGLE PHASE

NO OF COOKIES PER ROW	TRAY WIDTH REQUIRED	MAX. PRODUCTION CAPACITY	WEIGHT OF THE MACHINE	Dimension of Conveyor (LxWxH) (Size in mm)	Power Load KW
SINGLE	16"/18"	70 PCS PER MINUTE	400KG	1350X1000 X1400	3 Kw



Best Quality, Excellent Services

## BATTER LIFTING PUMP

### TECHNICAL FEATURES:

- Pneumatic Cake Batter Lifting Pump
- It doesn't require power, operates through compressed air.
- It gently transfers the batter from the mixing bowl to the machine's hopper.
- It has a lifting and a lowering system.
- It has a variable movement and tilting system to fit almost all bowls.
- It requires air of 3 HP compressor.

### AVAILABLE IN THREE PHASE AND SINGLE PHASE

Capacity Per Hour	Weight of Machine	Dimension of machine (LxWxH) Size in mm	Power Load KW
300 kg	200 kg	850x700x1550	NO POWER REQUIRED
2000 kg	500 kg	850x700x1550	NO POWER REQUIRED



## BOWL LIFTER & TILTER

- A specially designed stainless Steel Bowl lifter and Tilter which transfers the batter from bowl to dropping machine directly.
- The bowl is lifted and tilted automatically into the dropping machine's hopper.
- It is available in 3 phases
- Power load is 1 Kw
- Weight of the machines is 150 Kg
- Dimensions are 1200x1050x2400 mm

## SPIRAL MIXER

Twin speed automatic spiral mixer for perfect timing and speed control suitable for Bread/Rusk/Khari/Cream Roll.

- The mixer is fitted with dual speed motors for bowl rotation and high speed mixing.
- The mixer is fitted with 2 controllers, one for slow speed and one for high speed.
- The mixer is fitted with SS Bowl, SS Arm and SS Cutter.
- The mixer is fully computerized to programme speed & Bowl Rotation.
- Various programme can be stored & recalled on touch of a button.

### AVAILABLE IN THREE PHASE AND SINGLE PHASE

Model	Dry Flour Capacity	Total Dough Capacity	Weight	Power Load
G5080G	50 KG	80 KG	350 KG	5 KW
G100160	100 KG	160 KG	450 KG	7.5 KW





## EGG BREAKING MACHINE



Available in Three Phase and Single Phase

Capacity Per Hour	6000 eggs/hour
Weight of Machine	150 kg
Dimension of machine (LxWxH) Size in mm	930x670x640mm
Power Load KW	1.1kw

Goodlife Advanced Egg Breaking Machine in Full Stainless Steel body. It separates egg shell and liquid from the egg. The machine can run on continuous basis, the shells are automatically separated from the liquid.



## FLOUR SIFTER

Available in Three Phase and Single Phase

Capacity Per Hour	1000 Kg / Hr.
Weight of Machine	200 kg
Dimension of machine (Lx WxH) Size in mm	1430 x 820 x 1740
Power Load KW	1.5 kw

## BAKERY RELATED OTHER MACHINES

### SUGAR GRINDER



Available in Three Phase and Single Phase

Capacity Per Hour	300 Kg / Hr.
Weight of Machine	300 kg
Dimension of machine (Lx WxH) Size in mm	1000 x 750 x 1750
Power Load KW	3.7 kw

### WASTE/ BROKEN BISCUIT GRINDING MACHINE



Available in Three Phase and Single Phase

Capacity Per Hour	500Kg / Hr.
Weight of Machine	150 kg
Dimension of machine (Lx WxH) Size in mm	400x400x1000mm
Power Load KW	2kw

### POUCH PACKING PADEL SEALER



Available in Three Phase and Single Phase

Capacity Per Hour	Upto 1 Ton/Day (By Hand)
Weight of Machine	25 kg
Dimension of machine (Lx WxH) Size in mm	400x400x1000mm
Power Load KW	2kw



Also available **BAKING TRAYS** in allu steel, **CUP CAKE TRAYS** and **MOULDS** with Teflon coating in alluminium and allu steel.

Sizes & prices available on request.



Best Quality, Excellent Services

## THANK YOU FOR YOUR TRUST IN GOODLIFE MACHINE





**THANK YOU FOR YOUR TRUST IN GOODLIFE MACHINE**







## SALES & SERVICE

We have a dedicated team of 20 technicians who are available for door step services. We also have a dedicated team of tele-service executives who support round the clock on mobile phone. All the settings of the machine can be done step by step with the help of instructions delivered over the phone. We have an experience of 29 years of running an automatic bakery plant. We can assist you with full technical knowledge, recipe management and product development etc. We provide a detailed operating manual with complete wiring diagram. Our Wiring is done as per international standard with colour coding and complete markings.

The Machine also includes adequate spare parts such as sensors, belt set, contractors, relays and other parts along with complete tool kit.



Mixer Assembly



Machine Assembly



Store



CNC Machine Centre



Electrical Centre



## GOODLIFE TECHNOLOGIES PVT. LTD.

A-20, Sector-58, Noida (U.P.) 201 301 (INDIA)

E-mail: [goodlifetech@yahoo.co.in](mailto:goodlifetech@yahoo.co.in), [info@goodlifemachine.com](mailto:info@goodlifemachine.com)

[www.goodlifemachine.com](http://www.goodlifemachine.com), [www.goodlifemachines.in](http://www.goodlifemachines.in)

Sales & Marketing: \_\_\_\_\_

Ms. Viva	9910200788	<a href="mailto:viva@goodlifemachine.com">viva@goodlifemachine.com</a>
Ms. Anjalee	9560198697	<a href="mailto:anjalee@goodlifemachine.com">anjalee@goodlifemachine.com</a>
Ms. Mansi	9810408386	<a href="mailto:mansi@goodlifemachine.com">mansi@goodlifemachine.com</a>
Ms. Saumya	9810904386	<a href="mailto:saumya@goodlifemachine.com">saumya@goodlifemachine.com</a>
Ms. Poonam	7428592366	<a href="mailto:poonam@goodlifemachine.com">poonam@goodlifemachine.com</a>

## OUR SERVICE CENTERS

- Noida (NCR)
- Ahmedabad
- Bangalore
- Kolkata
- Gorakhpur